


Transition

Parent Information



Making a Difference

Welcome

Thank you for choosing to send your child to Wagaman Primary School. We hope you take this opportunity to become a part of our school community.

Our Early Childhood Program aims to provide a positive and caring environment for your child. Learning through play is an integral part of our program, where your child is encouraged to develop as an individual within our community of learners.

Sound language development, social skills, independence and the ability to self-regulate are key factors that underpin learning success in the first years of school and beyond. As a parent, you are your child's first teacher. We work with you in supporting your child's learning, so they have a happy and successful start to their school life.

We encourage parents and carers to contact us, meet with us and spend time helping in the classroom so that you also feel supported and secure within the school environment.

Update Contact Information

It is essential that we have your up to date contact details and that you notify us of any changes to your address or phone contact immediately. Current information is essential in case of an emergency or illness.

You may contact the school on 8922 6011 or email

wagaman.school@ntschoools.net

Learning through Play

Investigations – A Walker Learning Approach

- All children in Transition will engage in “purposeful play” experiences.
- Our Early Childhood classrooms provide learning environments that are an invitation to all children to explore, investigate, experiment and discover that learning is fun, productive and achievable.
- This approach engages our children in exciting and real learning experiences that reflect the particular needs, interests and strengths of the individual child.
- This approach also helps to increase rich oral language for all children and integrates literacy and numeracy into all learning experiences.



Learning is about the development of the whole child socially, emotionally, physically and academically.

School Information

Morning Procedures

BE ON TIME!

It allows children to socialise and instils good work habits.

- During Term 1, we ask that Transition students be dropped off at their classroom at **8.10am**.
- Late Term 1, children will join the rest of the school for Morning Muster in Area 1.



Late Arrivals

- You must collect a Late Pass from the office if you arrive after 8.20am.

Early Leavers

- Should you need to pick up your child early during class time, you must sign your child out of the school at the office and give your child's teacher an Early Leaver's Pass.
- If you plan on collecting your child early, please notify your child's teacher, so they can ensure your child's bag is packed.

Afternoon Dismissal

- Parents and Carers collect their child from their classroom at 2.40pm.
- **We ask that parents and guardians wait outside the Early Childhood classrooms until the bell.**
- If you need to speak to your child's teacher, we ask that you wait until we have dismissed all children. Our priority during this time is to the children in our care.


Absences

- If your child is away for any reason, you are required to notify the school office.
- If your child is away for an extended time, you are required to get approval from the school Principal.
- **PLEASE! PLEASE! PLEASE!** Don't say "If you're sick tell your teacher..." Instead, pass a message to your child's teacher or notify the office.



Eating Time

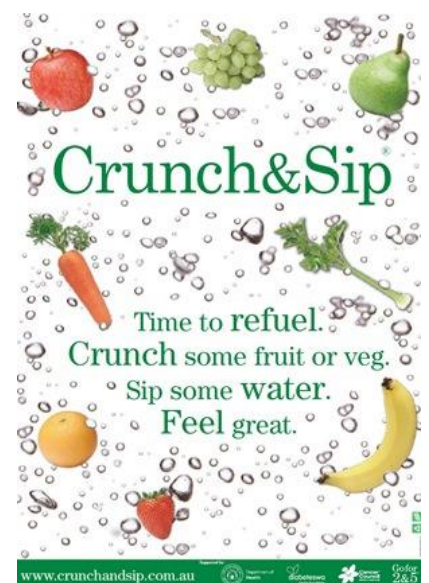
- Transition children have designated eating times. 10 minutes is allocated before recess and before lunch.
- Your child's teacher does their best to monitor the children to ensure they have eaten enough.
- We encourage healthy options for recess and lunch (i.e. fruit, yoghurt, vegetable sticks, water etc.)



Crunch and Sip

- Each day we make time to sip water and have a healthy snack. This includes unprocessed food such as fresh or dried fruit, nuts or vegetables. Visit the Crunch and Sip website to read about the many benefits of the program and great ideas for what to bring to school

<http://www.crunchandsip.com.au>



Canteen

- Children place their lunch orders into the lunch basket inside their classroom.
- Lunch orders need to be written on a paper lunch bag. Please include your child's name and class on the bag.
- Please ensure the bag is folded a number of times to prevent money from falling out.
- If your child has spending money, please put this in a safe place in their bag. Talk with your child about not sharing money or food.
- We ensure children eat their home food before they visit the canteen.

Awards

- Class awards are presented at Friday assemblies.
- Early Childhood also have their own special assemblies.
- Children can earn "Way to Go" tickets for following our school values and Tribes agreements.



Uniforms

- **"NO HAT, NO PLAY" in the sun.** We are a Sun Safe School. Children will be directed to the undercover area to play if they do not have a hat to wear.
- **Children are encouraged to wear their red "Crocs" or blue "Sharks" shirt on Wednesdays.**



Label All Belongings

- We ask that school bags, library bags, hats and lunchboxes are labelled with your child's name and that your child is able to identify these easily.




Developing Independence

- Have your child practise packing and unpacking their bags and opening their lunchboxes, to develop independence.
- Have your child think about and demonstrate the best ways to put their belongings into their bag.
- Have your child dress themselves in their school uniform and put their shoes on.



Homework

- During Term 1, children will take home a Reading Folder.
- We ask that your child reads the book in the folder and practises the weekly sight words. There is a log for parents to sign to show that children have read the book.
- Reading Folders are returned every **Wednesday and Friday**.



Changing home reading books is a BIG job. We appreciate any help from parents in the morning or afternoon.

Tips When Reading With Your Child

1. Look at and discuss the front cover and title.
2. Look at and discuss the pictures before reading each page.
3. Look for sight words and words your child might know.
4. When words are tricky, encourage your child to look closely at the beginning sound and use the pictures to help them work the word out.
5. Encourage your child to point to each word when reading a sentence.
6. NEVER cover the pictures!



IMPORTANT

- *If your child misplaces or loses their home reading book, you are required to pay \$8 in order to replace the book.*
- *Should you later find the book, your money will be refunded.*

School Library

- We ask that children bring a library or tote bag to school so they can borrow picture books from the school's library. Classes visit the library once a week.

